

YOUTH-LED INNOVATION FOR CHANGE



July 31th, 2019
Youth Leadership Institute





INTRODUCTIONS

- Name
- Gender Pronouns
- City/ County
- Check-In Question: **What is a value you see alive in this group?**

AGENDA FOR TODAY

- Community Builder + Roadmap Review
- Innovation Lab Planning and Design
- Lunch
- Innovation Lab Planning and Design (cont'd)
 - What is and why an innovation lab?
 - Goal
 - Agenda Planning
- Facilitation Practice
 - Leadership Exercise
 - Roles of Facilitators at Lab
- Next Steps
- Closing





GOALS

- Equip youth participants to think **innovatively and creatively** about addressing mental health issues facing youth in California in partnership with adult allies.
- Prepare youth to **facilitate and lead a mental health innovation idea lab in 2019**.

COMMUNITY AGREEMENTS



- Have fun!
- One mic, One Diva
- Let's keep phones aside!
- We are all culture keepers in this space
- Keep a sense of humor
- Be present

COMMUNITY BUILDER: NEWSPAPER CAT

In your team, create a cat out of the newspaper and tape in 5 minutes.

You will have 2 mins to strategize/plan. You can't touch materials during this time.

Rules: The cat must have a head, ears, body, legs, and a tail and be 3-D



we've got a
VOICE

YOUTH INNOVATION ROADMAP REVIEW

- PROJECT ROADMAP
- AREAS OF OPPORTUNITY CONT'D
- COMMUNICATIONS
-

YLI Workshop 2: 5/10

- DEEP DIVE INTO AREAS OF OPPORTUNITY AOO)
- CHOOSE AOO
- IDEA LAB PLANNING

YLI Workshop 4: 6/21

- IDEA LAB PLANNING
- FACILITATION PRACTICE

YLI Workshop 6: 7/31/19



Summer 2019



YLI Workshop 1: 4/26

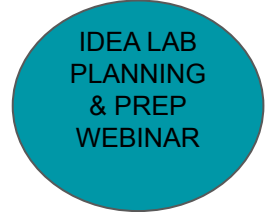
- YAPS
- YLAR
- AREAS OF OPPORTUNITY (FINDINGS AND RECOMMENDATION)

YLI Workshop 3: 5/24

- EVENT PLANNING
- POWER MAPPING PT 2
- COMMUNICATION + FACILITATION



YLI WORKSHOP 5: JULY 15th 2019



AUGUST 2019

PRESENTATION BY KYLENE

INNOVATION LAB BASELINE

- What is an innovation lab?
- Why an innovation lab?
- Goal of innovation lab?

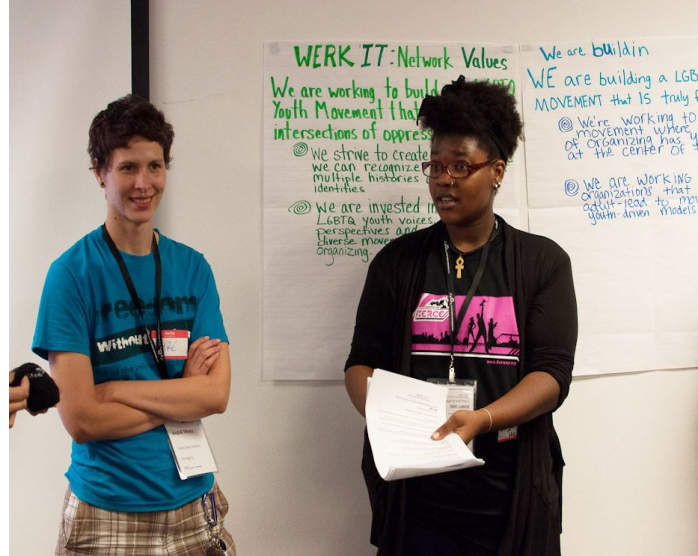


WHAT IS AN
INNOVATION
IDEA LAB?

Diverse folks gathering
in an inspiring space
to share their ideas,
experiences, and
expertise to solve
problems together.

WHY AN
INNOVATION
IDEA LAB?

- Diversity Drives Innovation!
- People power is needed to move change
- Uplift Youth Leadership



WERK IT: Network Values
We are working to build a Youth Movement that addresses intersections of oppression

- We strive to create we can recognize multiple histories identities
- We are invested in LGBTQ youth voices perspectives and liberate movement organizing.

We are building a LGBT MOVEMENT that is truly for

- We're working to be a movement where everyone of organizing has you at the center of the
- We are working to organizations that a adult-lead to more gain-driven models



GOAL OF OUR
INNOVATION
IDEA LAB

Bring together diverse
folks to generate
innovative ideas to
move the ideas of the
YIPPC forward



Innovation Lab Planning and Design

- **Youth-Centered Design Review**
- **Draft Agenda Design**
- **Facilitation Roles and Practice**



WHAT IS
YOUTH-CENTERED
DESIGN?

Puts **youth** needs at the center of whatever is being designed

Puts **youth** in the lead of driving processes and implementing changes

WHAT IS

YOUTH-CENTERED

DESIGN?

- Innovative way of planning and working with others
- Creative approach to hands-on problem solving that aims to get people thinking outside the box when it comes to issues impacting youth

AGENDA STORY

On each poster...

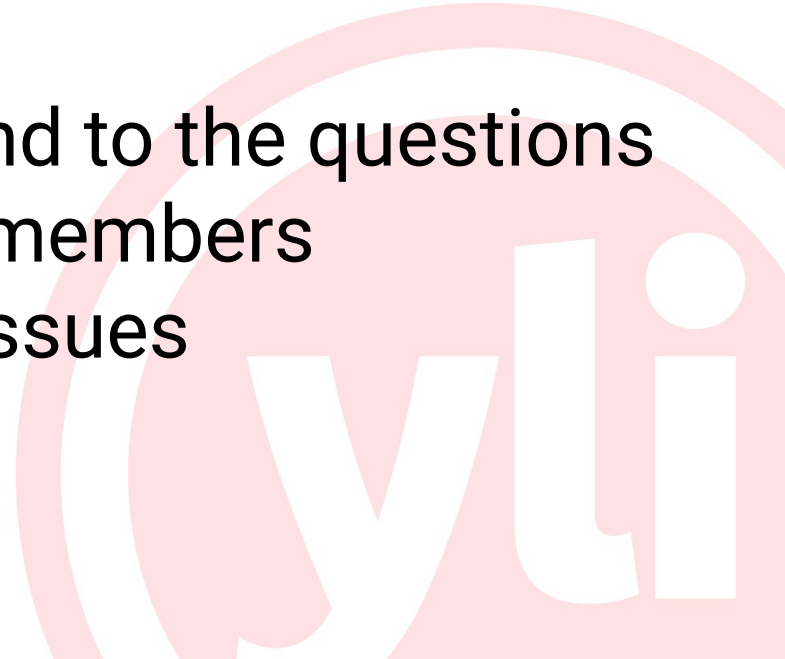
- Reply to Question A with a post-it note
- Reply to Question B with a post-it note

Spend 5 minutes at each poster then rotate



ROLE OF THE FACILITATOR

- To create a forum for group discussion
- To educate
- To articulate and respond to the questions and concerns of group members
- To clarify and address issues



ROLE OF THE FACILITATOR

Leadership Exercise

What facilitation role best fits you?



EXAMPLES OF FACILITATION TEAM ROLES

Lead Facilitators (MCs) Keep the agenda moving, keep energy high, present important information

Table Leads Support and guide small group conversations and activities by keeping the conversation flowing and ensuring everyone has an opportunity to speak; may include taking notes during small group discussions

Timekeepers Ensure all agenda items stay on time; support team in staying on track and on time

EXAMPLES OF FACILITATION TEAM ROLES

Floater and Trouble Shooters Float around to different groups or conversations to answer questions or support your fellow team members

Cheerleaders Support your team and audience in staying positive and energized throughout the day. This may include facilitating energizers and icebreakers throughout the day

FACILITATION TOOLS AND PRACTICE



LISTENING TOOLS

Paraphrasing

1. Using your own words to explain what the speaker said
2. Summarize long statements
3. *"It sounds like you were saying_____. Did I get that right?"*

Mirroring

Repeat the speaker's words as closely as possible

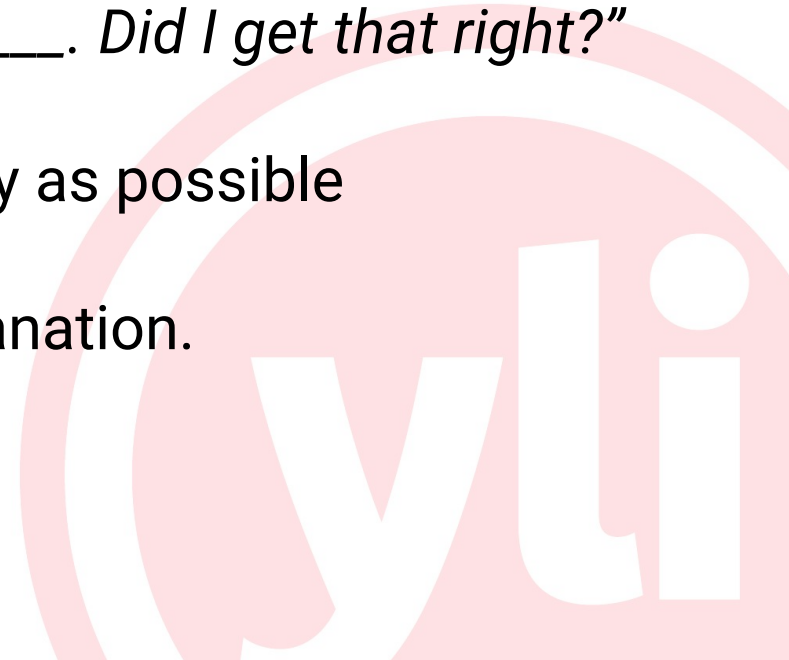
Drawing people out

Use your words to prompt more explanation.

EX. *"Please say more about that?"*

Summarizing

Recap main points

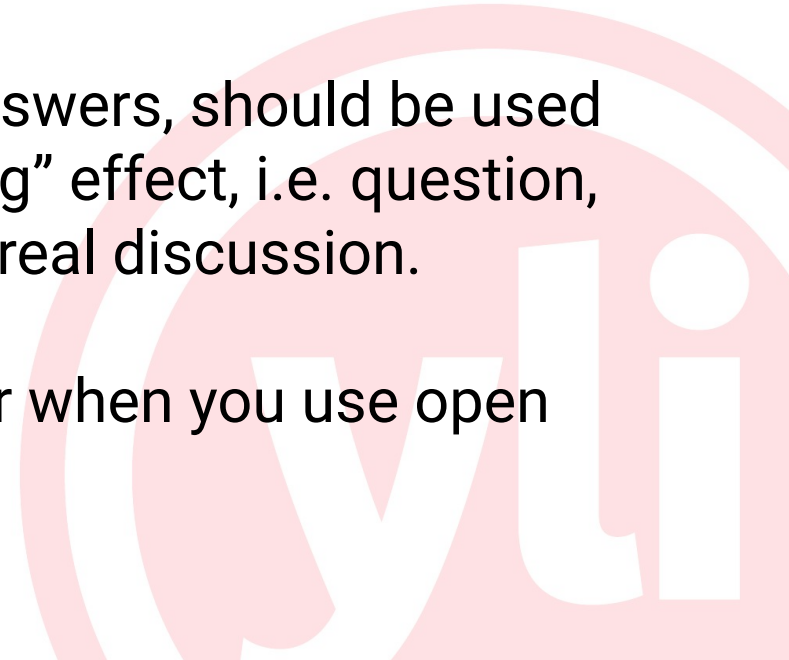


LISTENING TOOLS: QUESTIONS

1. Open Questions—solicits information that requires more than yes/no answers. They begin with WHO, WHAT, WHEN, WHERE, WHY and HOW.

2. Closed Questions—solicit yes/no answers, should be used sparingly as they can have a “ping-pong” effect, i.e. question, answer, question, answer, etc. with no real discussion.

It is important to be a good listener when you use open questions.



TOOLS FOR ENCOURAGING PARTICIPATION

- Structured Go-Arounds
- Small Groups
- Popcorn
- Pair and Share
- Debriefs



NEXT STEPS

EVALUATIONS



CLOSING

A

Aspire to do after this workshop

A

Accolade or acknowledgement for someone or something learned today

A

A-HA moment you had throughout the day