



School-Based Mobile Crisis

Presented by:

**Kristian Skillman, LMFT
Clinical Services Coordinator**



Objectives

- ◆ **The Why**
- ◆ **Lessons Learned**
- ◆ **Day-to-Day Operations**
- ◆ **Outcomes**

The Why

Suicide

- Suicide is the third leading cause of death among youth aged 15 to 24, both statewide and across the nation.

Kidsdata.org

- In 2020, 124 youth between the ages of 0-17 died by suicide. In that same year, 414 transitional aged youth (18-24), died by suicide.

California Violent Death Reporting System (CalVDRS)

Homicide

- In 2020, Murders by Juveniles acting alone increased to 30%, and murders involving multiple juvenile Offenders increased by 65%.

Office of Juvenile Justice and Delinquency Prevention



Additional Suicide Data

- in Solano County, during 2015, there were 74 suicide attempts by youth 19 years or younger required an emergency room visit.
- A 2019 survey of U.S. students estimated that 1 in 5 had considered suicide. This was an increase of 35% compared to the previous decade.

Kidsdata.org



Solano County Data & Plan



2017

The county-wide suicide prevention plan outlined the need for Mobile Crisis.



2018 & 2019

Significant increase in deaths by suicide.



2021

Community-Based & School-Based Mobile Crisis teams started serving the community.

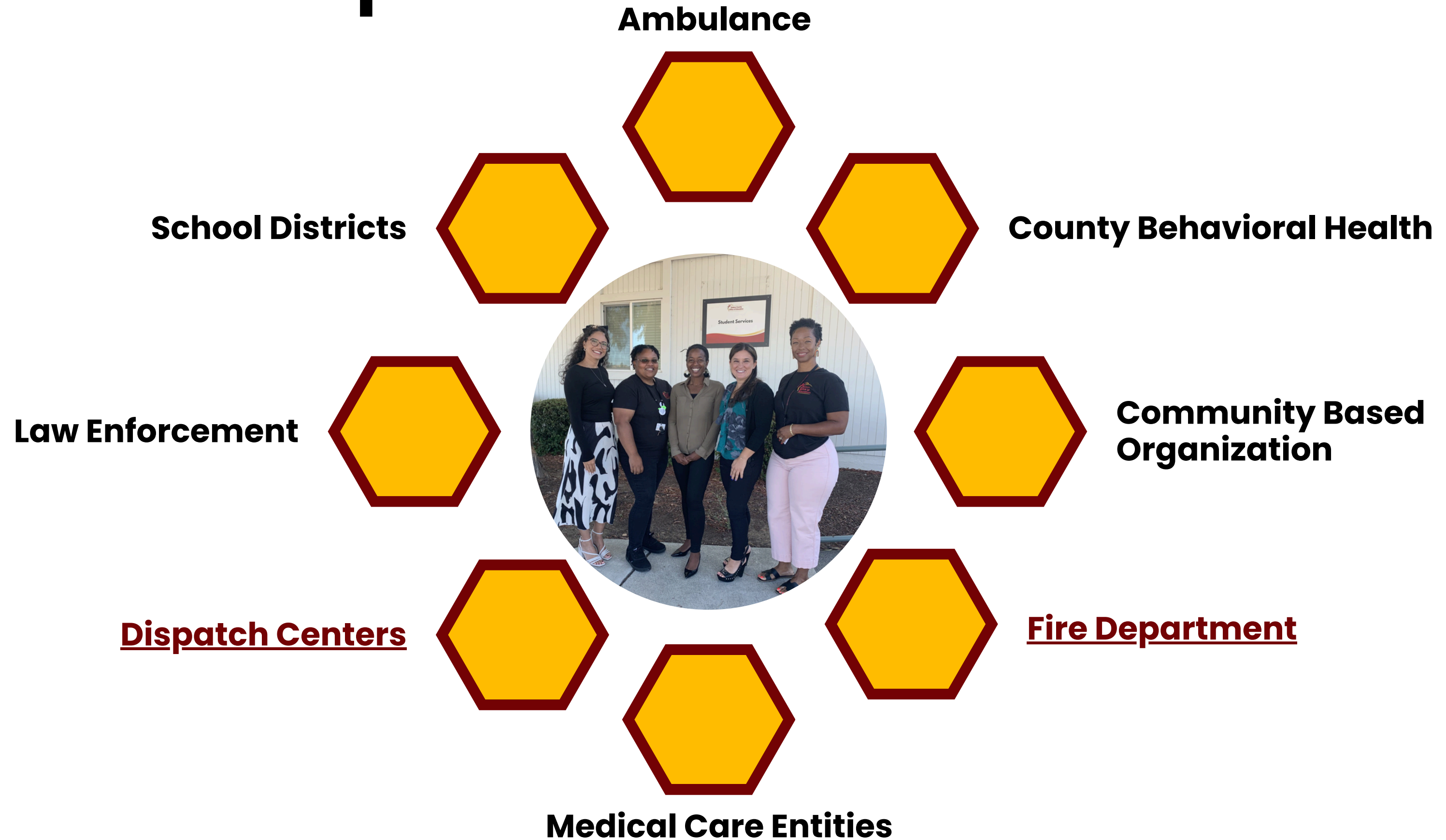
School-Based Mobile Crisis Projected Outcomes

- Utilize partnerships with schools.
- Offer time-saving resources to school administrators and mental health teams.
- Reduce law enforcement involvement in mental health crises.
- Streamline access to mental health care.
- Stabilize youth and support linkage to mental health resources.
- Support reintegration to school.
- Save lives.



Lessons Learned

Partnerships



Adapting & Pivoting



Case Managers

Team members with predictable schedules can speak with parents and support team efforts.



Supporting Systems

Supporting systems in navigating crisis.



Data

Using data to guide how to serve our community.

Day-to-Day Operations

Hotline Call

Phone triage and next steps identified.

Safety Planning/Involuntary Hold

Clinician partners with student's professional and personal support to identify interventions to keep student safe.



Mobile Crisis Response

In-Person Assessment

Assessment takes place in a confidential space at the student's school site.

Brief Case Management

After each crisis call, families are offered brief case management to support linkage to mental health and other resources.

Outcomes

Crisis Response Disposition

Date Range: 8/1/2021 - 8/23/2024

Total Served

677 crisis responses
535 unduplicated crisis responses

Response Outcomes

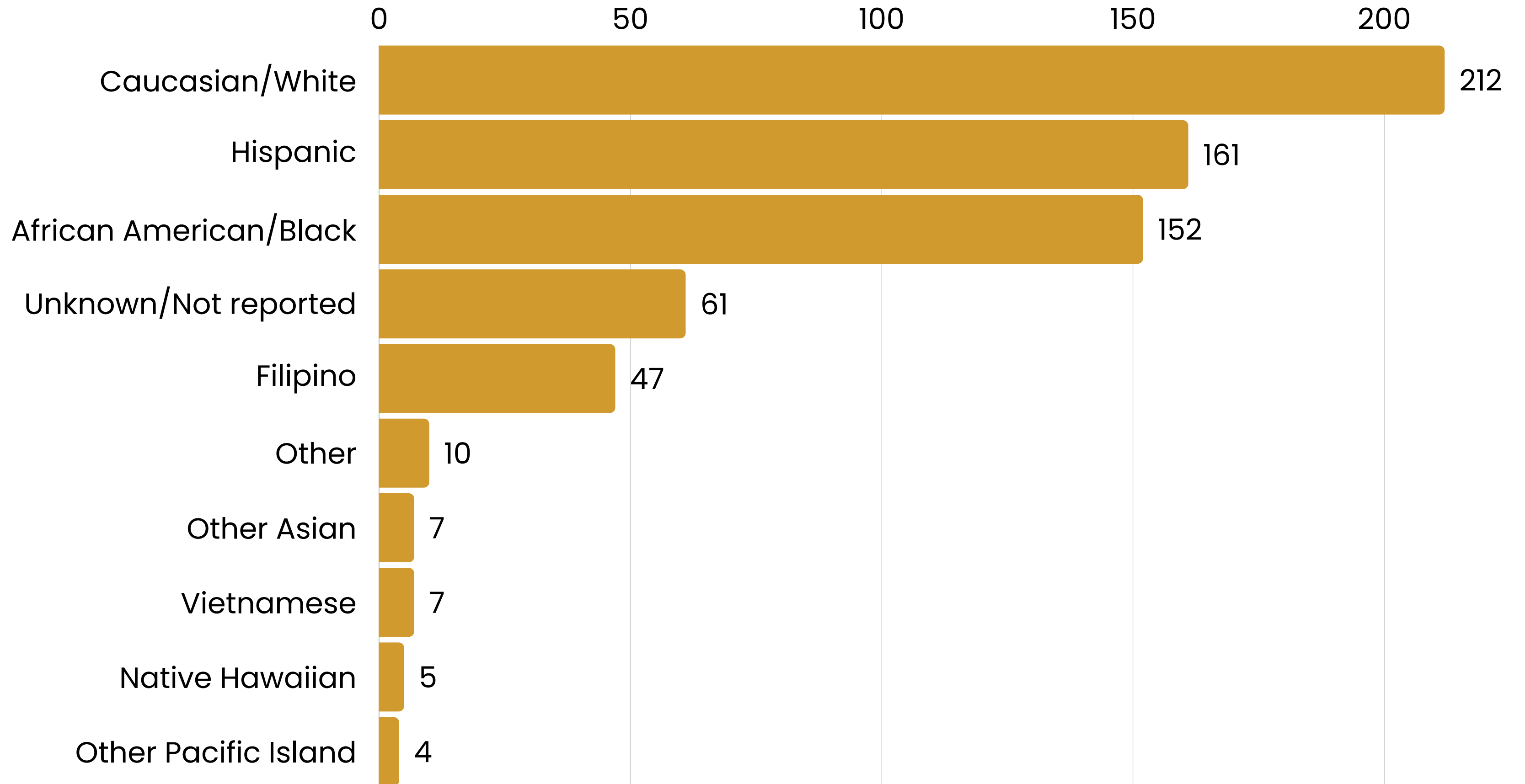
Safety Plan: 513 (75.77%)

Age Range

5 to 19 years



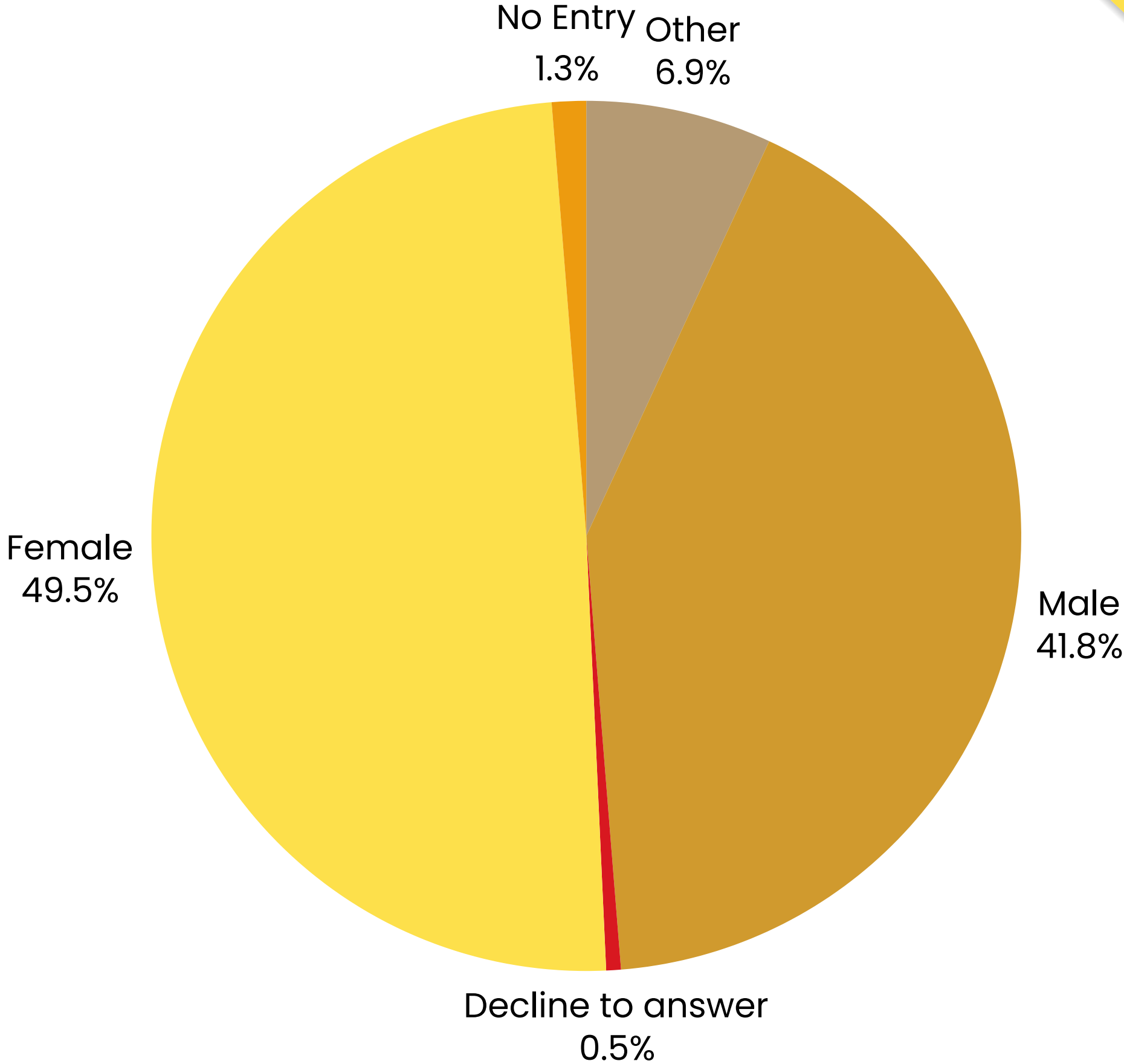
Ethnicity




Gender Identity

Highlights:

- Our success with collecting gender identity data.
- Navigating the nuances of “out” and “not out” youth.



Gender Identity



- 1 out of 15 crisis responses was to youth who identified as non-cisgender.
- Trans youth are 1.75 times more likely to be taunted or mocked by their family for their identity than cis-gender LGBTQ youth.

HRCF California LGBTQ Youth Report

Sexual Orientation

- It is estimated that LGB youth represent 9.2% of the total youth population in the United States.

LGBT Youth Population In the United States

- LGB+ youth represented 41.6% of our unduplicated school-based mobile crisis responses.

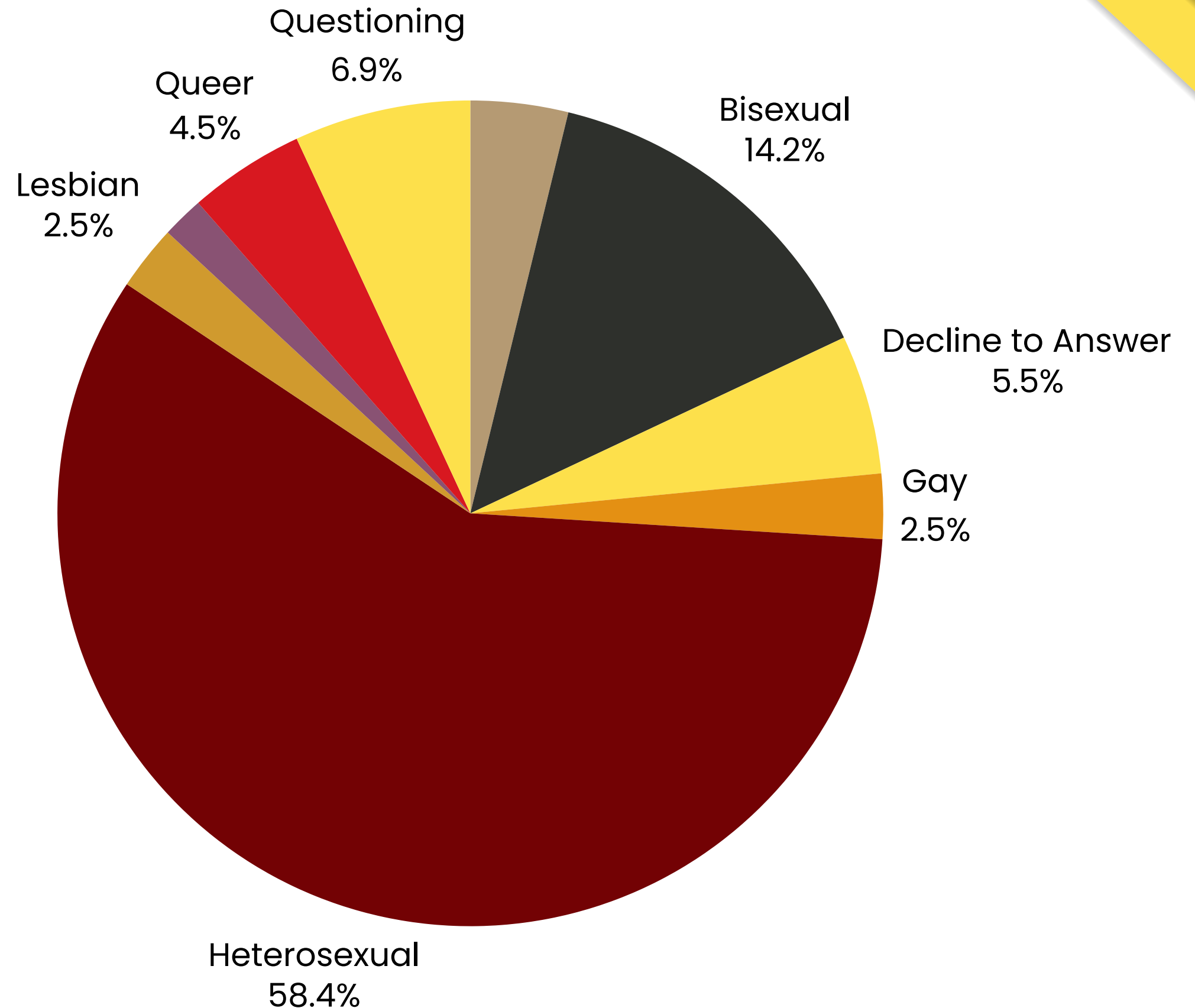
California Data:

- 45% report that their family sometimes/often say negative things about LGB people.

California LGBTQ Youth Report

- 28% report that they have been physically threatened due to their sexual identity or perceived sexual identity.

California LGBTQ Youth Report



Referrals & Linkage After Crisis Response



75%



Thank You

For Your Attention

